

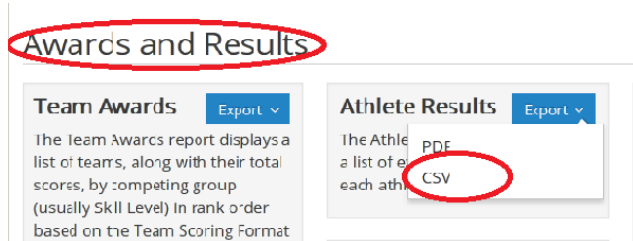
Sending your Meet Results to Colorado USA Gymnastics using BeyondTheScores.com

ALL RESULTS MUST BE SENT IN .CSV (Comma Separated Values) FORMAT.

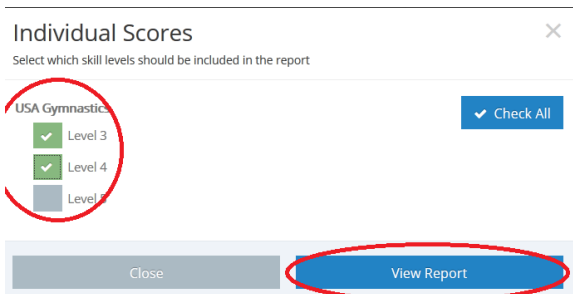
PLEASE NAME ALL EXPORTED FILES IN THE FOLLOWING FORMAT:

ClubName-Sanction#-FirstDateOfMeet

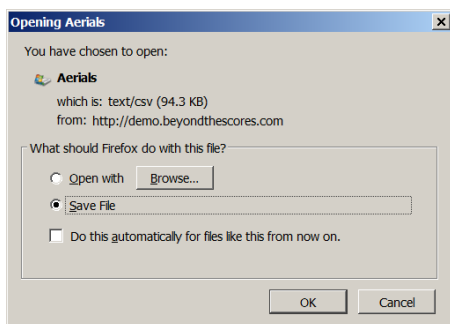
Step 1 At the conclusion of your meet go to the BTS Reports Section. Choose “Athlete Results”, and “CSV”.



Step 2 On the next page, make sure that you check Level 3 and 4. If other levels are checked as well that's ok.



Step 3 Save the file. You can look at it if you want, but be sure to save it in CSV format with the correct naming convention (listed above).



Step 4 Email the file to results@cousag.com